

YANMAR

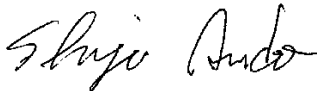
TECHNICAL BULLETIN

TO : All Yanmar Marine Distributors and Dealers
MODEL : SD60
SUBJECT : Notice of replacement SD60 from SD40&50
REF. No. : YMTQTB13 – 022
DATE : 21, August, 2013

Yanmar wishes to inform you notice of replacement SD60 from SD50/40 as following document which Our Sales engineering G has made recently.
The content of this bulletin are as follows.

1. Differences between SD40/50 and SD60
2. Installation dimension
3. Optional conversion plates
4. Parts replacement list when replacing Drive / Engine
5. Table of engine & sail drive combination

Shuji. Ando,



Manager, Overseas Group
Quality Assurance Department
Marine Operations Division.
Yanmar Co., Ltd.

SD60

Routing of the shift cable

Rear-side or
Port-side or
Starboard-side

Rear-side or
Upper-side

SD40/50

Cooling water outlet

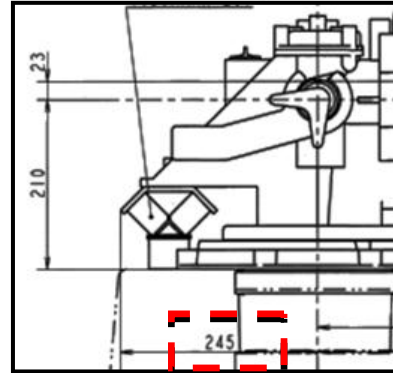
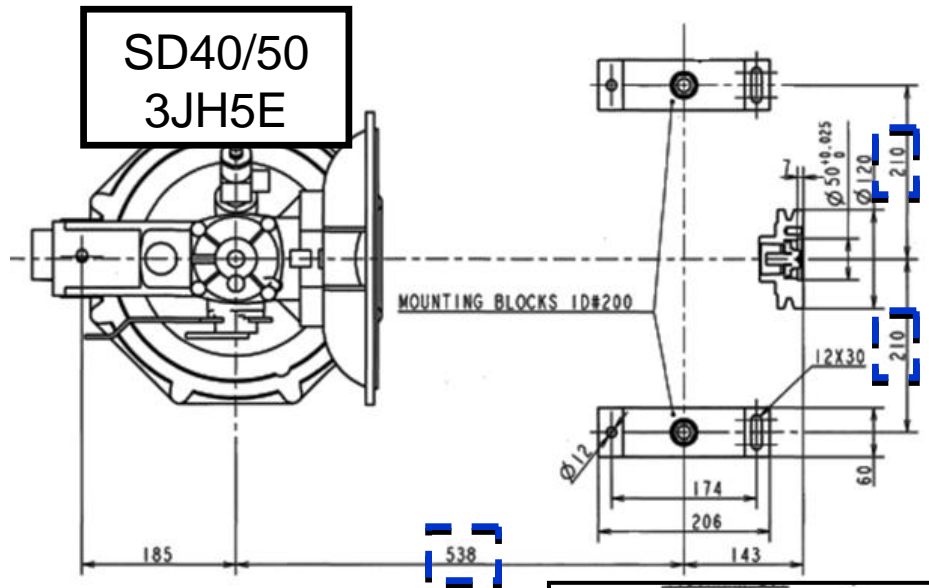
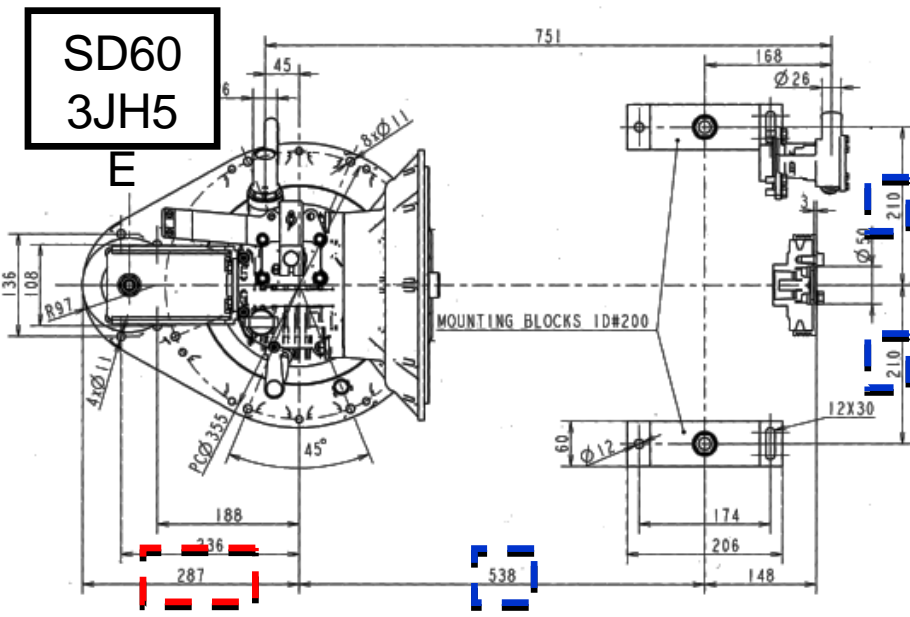
SD40/50 ; Toward to
engine side
SD60 ; Straight

Damper coupling type

Installation dimension

42mm longer to rear-side

Eng. model	with SD40/50	with SD60
3JH5E 4JH5E	TORFLEX with DIN spline	Spring type with SAE spline
4JH4-TE	TORFLEX with SAE spline	



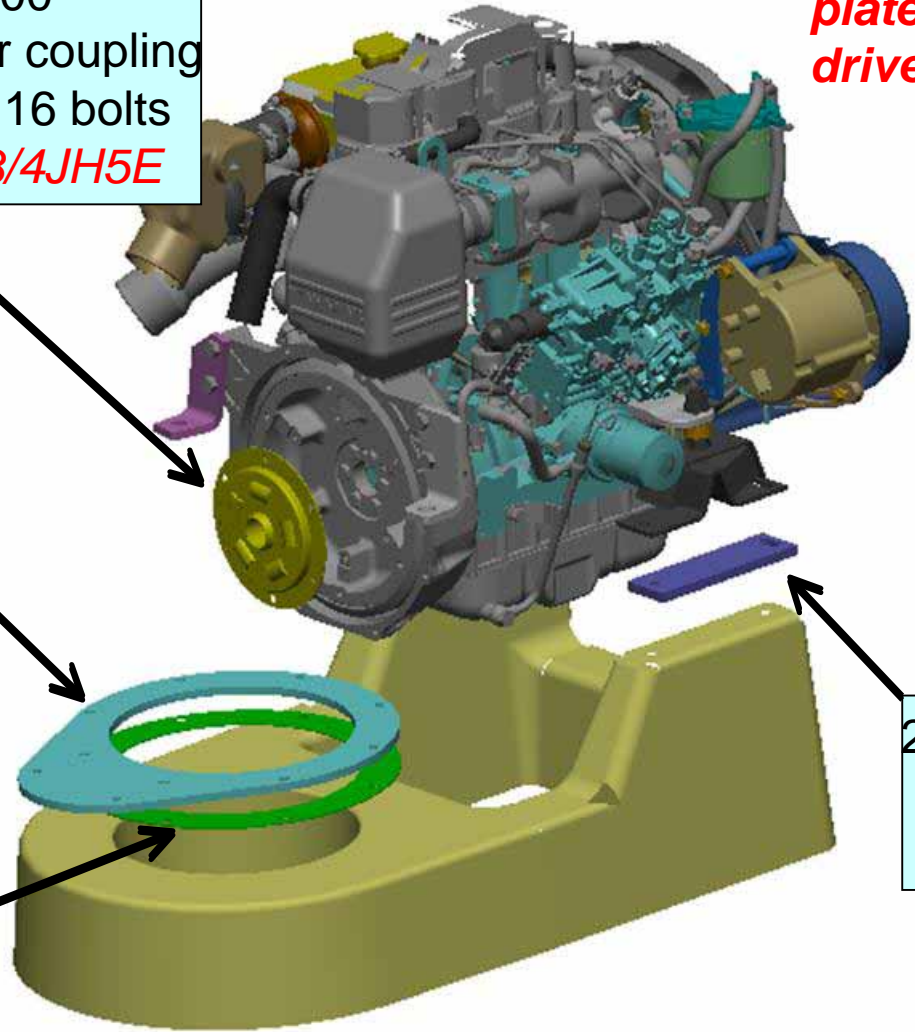
- “JH+SD40/50” and “JH+SD60” have same “footprint” dimensions.
- But because of the rear mount shape the SD60 is longer than SD50. (42mm longer)

>> Thus YANMAR has prepared “conversion parts” that makes SD60 fit with the engine bed that’s for SD50, refer to the next page.

177090-03500
Spring type damper coupling
and 6pcs of M8 x 16 bolts
** Necessary for 3/4JH5E*

196460-02880
Drive side plate
(t=10mm)

196460-02890
Rubber seal
(t=2mm)



**These “conversion”
plates rise engine &
drive height. (12mm)**

*Thus the fixing bolts
on the flex. mounts
need to be replaced.*

2pcs of 196460-02900
Engine side plate
(t=12)

Case	Part name	Part number	3JH5CE	4JH5CE	4JH4-TCE
When replacing SD40/50 with SD60	* Drive side plate	196460-02880	1 pc	1 pc	1 pc
	* Rubber seal	196460-02890	1 pc	1 pc	1 pc
	* Engine side plate	196460-02900	2 pcs	2 pcs	2 pcs
	Damper coup. Spring type	177090-03500	1 pc	1 pc	--
	Bolt M8x16	26106-080162	6 pcs	6 pcs	--
When replacing engine with new one and coupling with SD40/50	Damper coup. TORFLEX with DIN spline	196440-04310	1 pc	1 pc	--
	Damper coup. TORFLEX with SAE spline	196440-04300	--	--	1 pc
	Bolt M8x20	26106-080202	6 pcs	6 pcs	6 pcs
	Rear side mount ID230	196420-02310	1 pc	--	--
	Rear side mount ID430	196440-02380	--	1 pc	1 pc

** The above conversion plates are optional, no need if the engine bed has enough space to install longer rear mount of SD60.*

Engine	Sail drive			
3JH3CE	SD31	SD40		
3JH4CE			SD50	
3JH5CE			SD50	SD60
4JH3CE	SD31			
4JH3CE1		SD40		
4JH4CE			SD50	
4JH4ACE			SD50	
4JH5CE			SD50	SD60
4JH3-TCE			SD50-4T	
4JH4-TCE			SD50-4T	SD60

- Replacing SD40/50 with SD60 ; Possible by inserting the conversion plates and replacing damper coupling (no need for JH-T series)
- Replacing SD31 with SD60 ; The engine installation position needs to be changed (36mm rear side and 15mm higher)