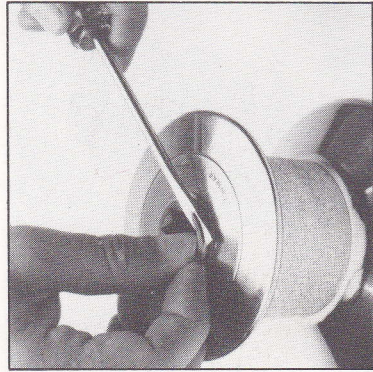


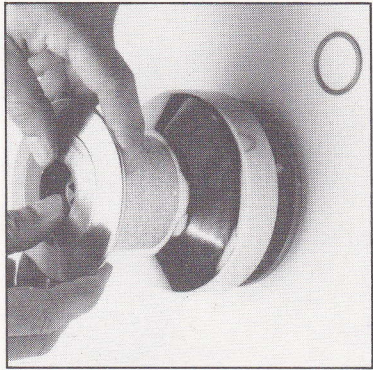
Servicing Two Speed Winches 16, 24, 30, 40, 42

1




Remove the top circlip with a small screwdriver or knife blade.

2




Lift off the drum.

3




Wash centre stem, roller bearings and drum bore with kerosene (paraffin). Dry with a non-fluffy cloth.

4



Lightly oil top pawls.

5



Remove centre spindle key and slide out spindle.


6




Clean spindle, grease lightly and oil pawls.

7

Nos 24, 30, 40, 42




Clean and lightly grease spindle.



Remove gear, clean and lightly grease.


9

Nos 24, 30, 40, 42



Remove pawl gears and clean. Lightly oil pawls and grease gears.

10



Reassemble spindle and gears. Lightly grease bearings. Oil pawls in winch base (16 only).

Reassemble winch in reverse sequence to above. Check for correct operation.

8
No. 16