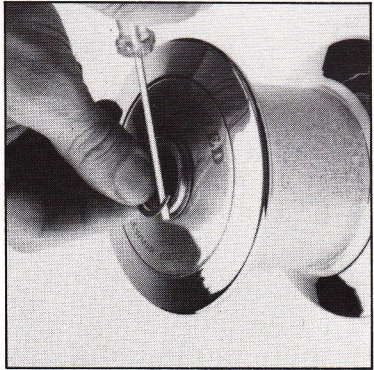


# Servicing Single Speed Winches 6, 7, 8, 10

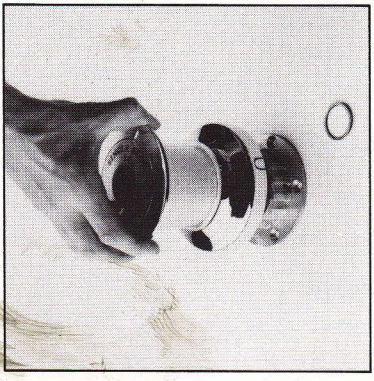
MIZZEN HALLIARD SHEET

1



Remove the circlip with a small screwdriver or knife blade.


2



Loft off the drum.

7


Nos. 6, 7



Lightly grease centre stem.

8

Nos. 8, 10



Lightly grease roller bearings.

Reassemble winch in reverse sequence to above. Check for correct operation.

3


Nos. 6, 7



Wash centre stem and drum base with kerosene (paraffin). Dry with a non-fluffy cloth.

4


Nos. 8, 10



Wash centre stem, roller bearings and drum bore with kerosene (paraffin). Dry with a non-fluffy cloth.

5


Nos. 6, 7, 8, 10



Lightly oil the upper and lower pawls.

6

Nos. 6, 7, 8, 10



Remove centre spindle key, slide out spindle and grease lightly.