


DUFOUR|405  
*Grand Large*



crée son propre chantier naval.  
ar leur modernisme...  
it l'écriture de l'histoire de la voile.  
les conventions de la voile pour offrir, en mer, un plaisir inégalé.  
ançais à ne construire que des voiliers.  
e vocation exclusive pour la voile

près nombreux plaisanciers.

asure



ARPÈGE



LA ROCHELLE

pyard in La Rochelle, France back in 1964.  
ead of their time...  
ve models push the conventional designs, offering unequalled

nsively dedicated to building  
e an exclusive vocation for sailing,


siasts Ultimate Sailing Pleasure.







DUFOUR | 405   
*Grand Large*




oeuvres, circulation aisée sur le  
es en famille.

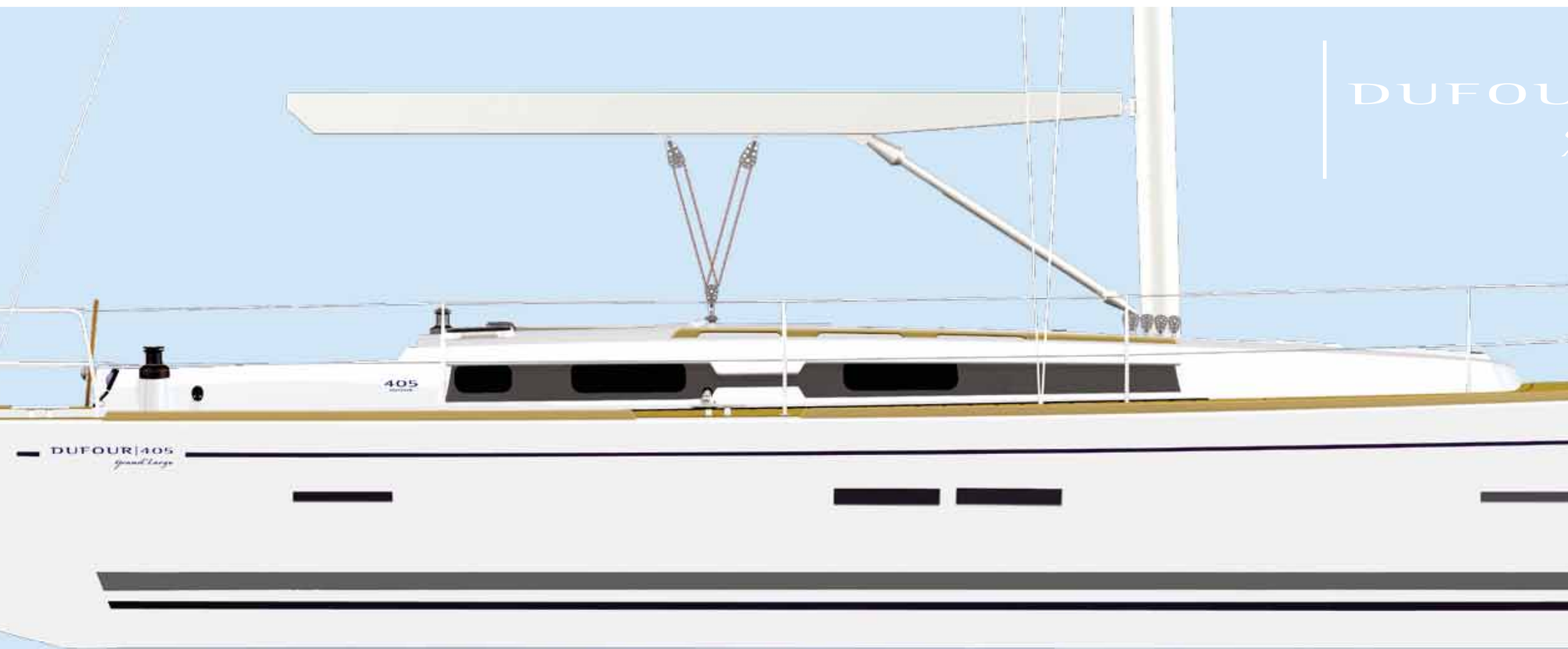
g, circulation on deck, a comfor-







DUFOUR



405  
Grand Large

DUFOUR 405  
Grand Large

ARCHITECTES / ARCHITECTS	Umberto Felci / Patrick Roséo
LONGUEUR HORS TOUT / LOA	12,17 m / 39'93"
LONGUEUR DE COQUE / HULL LENGTH	11,90 m / 39'05"
LONGUEUR DE FLOTTAISON / LWL	10,63 m / 34'87"
BAU MAXIMUM / BEAM	3,98 m / 13'06"

POIDS LÈGE / DISPLACEMENT

- Lest standard / Standard keel	8 990 kg / 19,819 lbs
- Lest optionnel / Optional keel	9 100 kg / 20,062 lbs

TIRANT D'EAU / DRAFT

- Lest standard / Standard keel	2,03 m / 6'66"
- Lest optionnel / Optional keel	1,75 m / 5'74"

POIDS DU LEST / KEEL WEIGHT

- Lest standard / Standard keel	2 336 kg / 5,150 lbs
- Lest optionnel / Optional keel	2 414 kg / 5,322 lbs

SURFACE DE

MOTORISATI

CAPACITÉ M

CAPACITÉ CA







L'aménagement intérieur du Dufour 405 offre des volumes confortables et spacieux.

The Dufour 405's interior offers plenty of space and comfort.



FOUR|405  
*grand'Large*





L'e  
a c  
Th  
gn



- Vaste cabine avant avec salle d'eau propriétaire
- Cabine avant munie de nombreux rangements
- Vues sur l'extérieur depuis la cabine avant
- Salle de bain à l'arrière disposant d'un espace douche séparé avec assise, aussi conçu pour l'habillage et pour suspendre les vêtements de mer
- Cabine(s) arrière(s) spacieuse(s)
- Nombreux hublots pour une clarté et une ventilation optimales
- Insonorisation exceptionnelle
- Vaste soute à voiles avec penderie à cirés et rangements accessibles de l'intérieur comme de l'extérieur (en version 2 cabines)

- Large cabin with en suite owner's heads
- Front cabin with numerous storage facilities
- Visibility to the outside from the front cabin
- Shower compartment with wooden seat in the aft heads also designed for dressing and to stow away wet gear
- Spacious aft cabin(s)
- Numerous hatches for optimum ventilation and light
- Exceptional engine compartment insulation
- Large sail locker with a wet locker for oilskins and storage space accessible from the interior and exterior (in 2 cabin version)



Le bien-être à bord.





---

# 405

*Grand'Large*



**DUFOUR|405**  
*Grand'Large*

# 405 Grand'Large

## >>> TECHNICAL DATA >>>

Architects : ..... Umberto Felci & Patrick Roséo

L.O.A.:	12,17 m
Hull length:	11,90 m
Waterline length:	10,63 m
Max beam:	3,98 m
Light displacement (approx.):	8.990 Kg
Standard draft :	2,03 m
Optional draft:	1,75 m
Standard keel weight (approx.)	2 340 Kg
Optional keel weight (approx.)	2 450 Kg
Air draft:	16,95 m
Fuel capacity:	200 L
Water capacity:	380 L
Engine power:	40 CV (29.1 kW)

## >>> SAIL AREA >>>

Sail area, close-hauled:	81,90 m <sup>2</sup>
Mainsail:	36,60 m <sup>2</sup>
Genoa:	45,30 m <sup>2</sup>

## >>> SAIL PLAN >>>

I :	14,55 m
J :	4,51 m
P :	13,50 m
E :	4,60 m
LP (140 % overlap)	6,314 m

**DUFOUR**  
YACHTS

The Ultimate Sailing Pleasure

## >>> CONSTRUCTION >>>

- Hand laminated GRP hull.
- The NPG gelcoat (the first layer of cloth is impregnated with NPG resin) forms an optimum barrier against osmosis.
- Inner moulded hull bottom, structural grid laminated to the hull. Deck in Balsa core sandwich, made by Infusion process.
- Draft 2.03 m, cast iron keel, bolt loads taken up by stainless steel backing plate.
- Semi-elliptical rudder, filled with closed cell epoxy-foam. Stainless steel, solid stock.



## >>> DECK & DECK FITTINGS >>>

- Wooden hand rails on the roof.
- Toerail in solid wood.
- Self-draining chain locker with eye bolt and integrated windlass bracket, lid with locking bolt.
- Stem head fitting, double anchor roller.
- Pulpit with wooden step and separate green/red LED navigation lights.
- Pushpits with horseshoe buoy bracket, flag pole holder, navigation light, and opening cable gate with hook.
- Stanchions with two levels of life line.
- Six aluminium mooring cleats.
- Single stainless steel chain plate for cap shrouds/aft lower shrouds.
- Two chain plates for the backstay.
- Two deck fillers for water and one for fuel.
- Mainsheet track on and adjustable traveller on coach

roof. Boom vang.

- Genoa sheet tracks with piston lead blocks. Genoa sheet turning blocks on cockpit coaming.
- 4 and 3 sheave deck organizers for halyard returns, mainsail sheet and reefing lines.
- Stainless steel swan neck electric/electronic cable gland.
- 9 clutches on coach roof.
- Two x 40 ST halyard winches on the roof.
- Two x 46 ST genoa winches on cockpit coamings close to the helmsman.

## >>> COCKPIT >>>

- Both cockpit seats port and starboard and the helmsman seat covered in FSC Iroko.
- 2 large cockpit lockers. Lids fitted with gas cylinders and padlock hasps.
- GRP steering pedestals.
- Rudder stock head under helmsman's sole for installing the emergency tiller.
- Engine lever and control panel easily to hand for the helmsman on the starboard side.
- Transom open in centre with a tipping helmsman's seat giving access to the swim/boarding platform.
- Telescopic bathing ladder in stainless steel integrated in the aft platform.
- Gas cylinder locker starboard aft.
- Storage compartment for a life raft, easily accessible from the cockpit and aft platform.
- Cockpit shower in port aft locker.

## >>> SAILS & RIGGING >>>

- Anodised aluminium mast with double swept backed spreaders, deck stepped.
- Anchor, steaming and deck light.
- Boom topping lift cleat.
- Anodised aluminium boom equipped with two single line reefing system.
- Genoa roller furling system.

- Continuous standing rigging in single strand stainless steel cable and chrome plated bronze turnbuckles including: forestay, double backstay, cap shrouds, intermediate and lower shrouds.
- Pre-stretched running rigging including: Main and Genoa halyards, boom topping lift, Main and Genoa sheets, two reefing lines, outhaul line, Mainsheet car control line, furling line, boom vang tackle.
- Mainsail equipped with two broad reef bands, with battens and bag. Furling Genoa with anti-UV protection.

### >>> VENTILATION & LIGHTING >>>

Very efficient ventilation ensured by :

- 7 deck hatches with integrated “mushroom” ventilators, 4 opening port-lights on roof with curtains
- 8 hull port-lights as well as 4 fixed port-lights add to the saloon’s natural brightness.
- Numerous ceiling spotlights and reading lights come in a chrome finish.

### >>> INTERIOR >>>

- All joinery work is finished in prime choice Moabi mahogany, with fiddles, mouldings and framings in solid wood.
- Cabin doors have a blocking system in order to keep them open where necessary.
- Floor in solid Moabi wood.
- Saloon cushions and mattress fabrics have removable covers.
- Cabin lining in white coloured marine plywood.

### >>> COMPANIONWAY >>>

- Sliding companionway hatch and washboard in Plexiglas with stops and lock.
- Curved wooden steps and access to engine by lifting stair case on jacks.
- Two handrails.
- Dedicated stowage for companionway door inside the boat.

### >>> FORWARD CABIN >>>

- Large berth approximately 195 cm long with a 10cm thick mattress with washable cover.
- Under the berth: 160 litre water tank and access to stowage locker.
- Full length shelf with sea-fiddle over the berth alongside the hull.
- Large hanging locker with shelves.
- Access to navigation instrument transducers.

### >>> FORWARD HEAD >>>

- Spacious head compartment with shower.
- Manual marine toilet.
- Bath room with integrated wash basin in synthetic «Corian®» stone.
- Chrome plated brass mixer tap hot/cold.
- Large mirror.
- The shower has direct drainage by an electric pump.
- 45 L Holding available as an option.

2 cabin version



3 cabin version



### >>> AFT HEAD >>>

- Spacious head compartment with shower.
- Manual marine toilet.
- Bath room with integrated wash basin in synthetic «Corian®» stone.
- Chrome plated brass mixer tap hot/cold with shower head.
- Large mirror.
- The shower has direct drainage by an electric pump.
- 50 L holding tank as standard.

### >>> SALOON >>>

- A large U-shaped settee is on the port side with cushions made out of foam with washable covers.
- A central fixed settee has a hinged stowage area underneath (optionally on sliders).
- Further stowage is available under seats and behind backrests.
- Big saloon table with integrated plate holder.
- Stowage lockers with doors and bookshelf above the settee.
- Stainless steel mast pillar.
- 4 hull port lights to bring light into the interior.

### >>> GALLEY >>>

- Galley with large work top in synthetic Corian stone.
- L-shaped galley configuration in two cabin version.
- Longitudinal galley configuration in three cabin version.
- Double stainless steel sink. Chrome plated brass mixer tap for pressurised water.
- Two burner cooker with oven and grill on gimbals.
- 12V electric refrigerator unit (180 litres) with both front and top opening.
- Cutlery drawer and PVC stowage baskets.
- Open and closed storage lockers.
- One of the lockers can house a microwave oven.
- Crumb tray under sole.

### >>> CHART TABLE >>>

- Large format chart table with a hinged desk top.
- Ergonomic wooden seat with stowage underneath and covered with a white vinyl cushion.
- Instruments console.
- 12 V electric switch panel alongside the chart table in the 3 cabin version.
- Storage and drawer under chart table top (3 cabin version).
- Closed lockers above the electric switch panel (in 3 cabin version)

### >>> AFT CABIN(S) >>>

- Double berth approximately 193 cm long.
- 10 cm thick mattress with washable cover.
- Large hanging locker with double door and shelf above.
- Full length shelf with fiddle alongside the cabin lining.
- 200 litre fuel tank under starboard berth.
- 200 litre water tank under port berth.
- Battery switches on the vertical area of the starboard berth.
- Technical area with storage facilities between aft berths.

### >>> ENGINE >>>

- Volvo 40 hp (29.1 kW). Sail-drive transmission. Heat exchanger, anti-siphon valve.
- Large capacity sea water strainer.
- Control panel close to helmsman with hour meter, engine stop and tachometer.
- Alternator with battery isolator.
- 200 l fuel tank with gauge on electrical switchboard.
- Fuel filter with water separator.
- Emergency fuel shutoff handle.
- Engine room ventilation blower, and two ventilation hoses.
- Two-blade fixed propeller.
- Access to the engine from front and both sides.

- Independent engine bilge.
- Quality sound proofing using high density foam.

### >>> PLUMBING >>>

- Polyethylene tanks have a total capacity of approximately 360 litres with inspection plates and electric gauges on tanks .
- Pressurised water system, 20 litre water heater.
- Electric bilge pump with strainer and controls on switchboard.
- Manual bilge pump operated from the cockpit.
- Bilge integrated in hull and keel with easy access to strainer under floor boards.
- Drainage of shower water by pumps direct to the sea, easily accessible under the washbasins.

### >>> ELECTRICITY >>>

- 12VDC system. Switchboard with circuit breakers, voltmeter, 12V outlet.
- 1 x 100 Ah engine battery. 1 x 100 Ah service battery. Switch for each battery.

### >>> MISCELLANEOUS >>>

- Two winch handles with holder.
- Owner's briefcase with owner's manual.
- Earthed rigg.

DUFOUR YACHTS - 1 rue Blaise Pascal  
FR-17187 PERIGNY CEDEX - France  
[www.dufouryachts.com](http://www.dufouryachts.com)

*The descriptions, illustrations, etc. given are for information only.  
Our models may be subject to certain production improvements or modifications without notice..*

**DUFOUR**  
YACHTS

The Ultimate Sailing Pleasure