

Assembly Instructions

AQP High Pressure Hose

AQP High Pressure Hose (Power Steering)

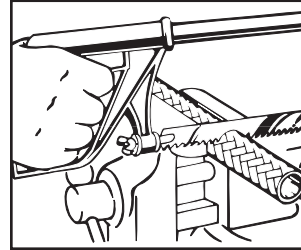


AQP High Pressure Hose has a blue abrasion resistant fabric cover and an AQP synthetic rubber inner tube.

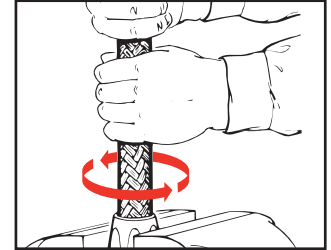
Fittings: Reusable fittings – standard steel and brass.

Applications: Power steering lines, hydraulics, air, gasoline, fuel and lubricating oils, over-the-wall air tools and DOT-approved air brake.

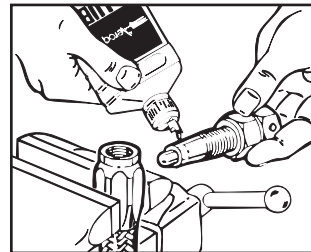
Note: It is recommended that all hose assemblies be proof pressure checked at twice the operating pressure using a proof test stand such as the Aeroquip Performance Products FT1058 stand.



Step 1. Cut hose square with fine-tooth hacksaw or cut-off wheel.



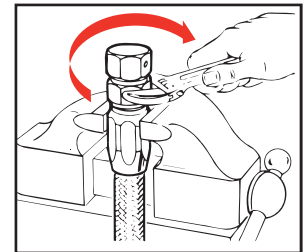
Step 2. Put socket in vise. Screw hose counterclockwise into socket until it bottoms. When assembling long lengths of hose, it may be preferred to put hose in vise just tight enough to prevent from turning, and screw socket onto the hose counterclockwise until it bottoms. Back off 1/4 turn.



Step 3. Male Ends: Push assembly tool into nipple.

Swivel Ends: Tighten nipple and nut on assembly tool.

Lubricate nipple, mandrel and inside of hose liberally with Aeroquip Performance Products Assembly Lube.



Step 4. Male Ends: Screw nipple clockwise into socket and hose. Leave a 1/32" clearance between nipple hex and socket

Swivel Ends: Screw nipple clockwise into socket and hose. Leave 1/32" to 1/16" clearance between nut and socket. Clean, proof test to twice operating pressure and inspect all assemblies.

To disassemble: Reverse steps.

FBM3553 Hose Assembly Lube

Aeroquip Performance Products Hose Assembly Lube is a specially compounded lubricant superior to any other lubricant used in hose assembly work. Available in pint containers. Use for either hand or machine assembly.



Compliments of Aeroquip Performance Product team. For more technical information please visit Aeroquipperformance.com

For more information on these and other AQP Performance Products see the catalog Aeroquip Performance Products by Eaton A-SPPE-CC001-E

Warranty For warranty information, please visit www.eaton.com/hydraulics/warranty.

www.eaton.com